











Etapy powstawania ozdoby choinkowej (krok po kroku) prezentuje Paulina Kapońska












Sklejaj paski na przemian - raz z jednej, raz z drugiej strony.





Możesz zrobić gwiazdkę. Przygotuj sześć takich samych elementów.

